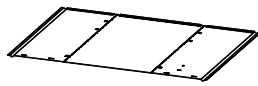


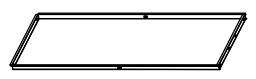
Assemble instruction

G×3




List of carcass parts


A×1



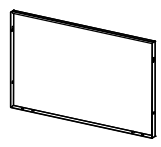
H×3



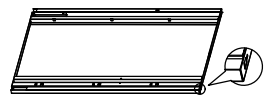
B×1



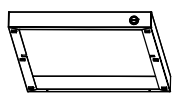
I×3



C×1



D×1



ST4.2×8 6PCS ST4.8×12 4PCS ST2.9×8 3PCS Plastic clip 2PCS



E×1



1PC 3PC 1PC




F×1



6PCS



Finish



Step 1

Step 2

Step 3

Step 4

Step 5

Step 6